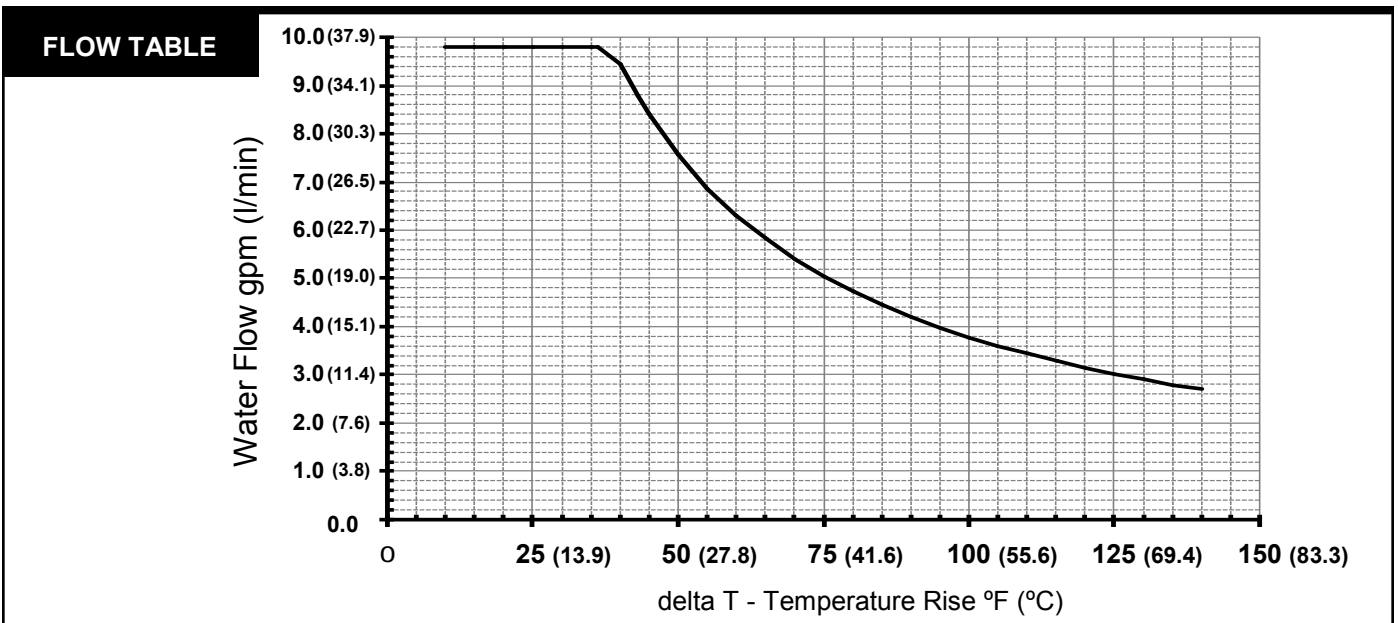


Type of Appliance	Condensing Tankless Water Heater with Integrated Recirculation Pump. Energy Star Qualified
Rinnai Model Number	REU-KBP3237FFUD-US
Operation / Installation	Forced combustion; indoor only; Certified for installation in Manufactured (Mobile) Homes
Minimum/Maximum Gas Rate (Input)	15,200 - 199,000 BTU/h (4.5-58.3 kWh)
Electrical	Appliance: AC 120 Volts - 60 Hz Temperature Controller: DC 12 Volts
Electrical Consumption	Normal: 205 w Standby: 3 w Anti-frost Protection: 150 w
Amperage	Max: 8A Fuse: 10A
Ignition System	Direct electronic ignition
Hot Water Capacity	Minimum flow rate: 0.26 GPM (1 l/min) Minimum activation flow rate: 0.4 GPM (1.5 l/min) Maximum flow rate: 9.8 GPM (37.1 l/min)
Temperature	98° - 120° F (37° - 49°C) (factory default). Maximum temperature is selectable at 120° F (49°C) or at 140° F (60°C)
Temperature (without remote)	120° F (49°C) (factory default) or 140° F (60°C)
Approved Gas Types	Natural or Propane (ensure unit matches gas type)
Uniform Energy Factor (UEF)	0.92
Service Connections	Gas supply: 3/4 inch (19mm) MNPT Cold water inlet: 3/4 inch (19mm) MNPT Hot water outlet: 3/4 inch (19mm) MNPT
Isolation & Pressure Relief Valves Included	Isolation Valves are certified to NSF/ANSI 61 for potable water
Water Flow Control	Water flow sensor, electronic water control and by-pass control
Minimum/Maximum Water Supply Pressure	50 - 150 PSI (345-1035 KPa) Recommended 60 - 80 PSI (414 - 552 KPa) for optimal performance



Controller

MC-195T-US (included)-Pump Timer
MC-91-2US (optional)

Controller Cable

Non-polarized two-core cable, minimum 22 AWG

Safety Devices

- Flame failure - Flame Rod
- Boiling protection
- Combustion fan rpm check
- Over current - glass fuse
- Remaining flame (OHS)
- Thermal fuse
- Automatic frost protection

Clearances from Combustibles

* 24 inches (610mm) required for service

- Top of heater - 6 inches (152mm)
- Front of heater - 6 inches* (152mm)
- Sides of heater - 2 inches (51mm)
- Back of heater - 0 inches
- Bottom of heater - 12 inches (305mm)
- From vent pipe - 0 inches

Clearances from Non-Combustibles

* 24 inches (610mm) required for service

- Top of heater - 2 inches (51mm)
- Front of heater - 6 inches* (152mm)
- Sides of heater - 1/2 inches (13mm)
- Back of heater - 0 inches
- Bottom of heater - 12 inches (305mm)
- From vent pipe - 0 inches

Min/Max Gas Supply Pressure

Natural Gas: Min 4" W.C. (2.5mbar) Max 10.5" W.C. (26.1mbar)
Propane Gas: Min 8" W.C. (20mbar) Max 13.5" W.C. (33.6mbar)

Manifold Gas Pressure (inches W.C.)

Natural Gas: High fire 3.0" W.C. (7.5mbar) low fire 0.42" W.C. (1.1mbar)
Propane Gas: High fire 3.5" W.C. (8.7mbar) low fire 0.47" W.C. (1.2mbar)

NOx

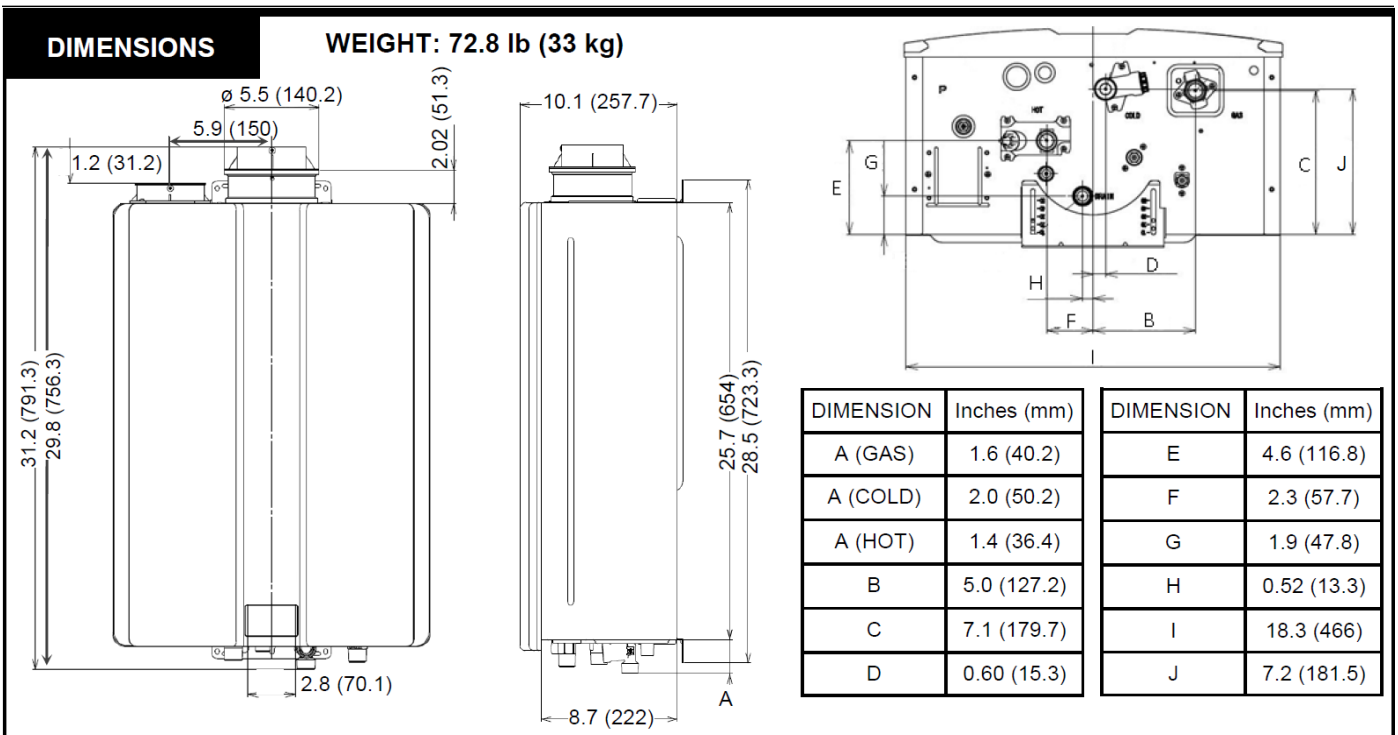
Complies with South Coast Air Quality Management District 14 ng/J or 20 ppm NOx emission levels

Venting

Direct Vent system designed for use with Ubbink Polypropylene Concentric Vent, Twin Pipe PVC/CPVC (3" and 4" configurations), or Centrotherm 3" Polypropylene (with Centrotherm Twin Pipe Adapter). See Installation and Operations Manual for installation details and allowed vent lengths.

Heat exchanger: 12 years* for residential, 5 years* for commercial; All other parts: 5 years*; Labor: 1 year. There is no warranty coverage on product installed in any hydronic heating applications of any type. Refer to the Installation and Operations Manual for complete warranty information.

* Three (3) years if used as a circulating water heater within a circulation loop, when the water heater is in series with a circulation system and all circulating water flows through the water heater, and where an aquastat / thermostat, timer, or an on-demand recirculation system is not incorporated.



Internal Recirculation Pump Control Internal Pump

Maximum Recirculation Pipe Lengths

Built-in Rinnai Circ-Logic™: Recirculation program cycles internal pump
Integrated pump and bypass technology allow for recirculation through a
dedicated return line or thermal bypass valve

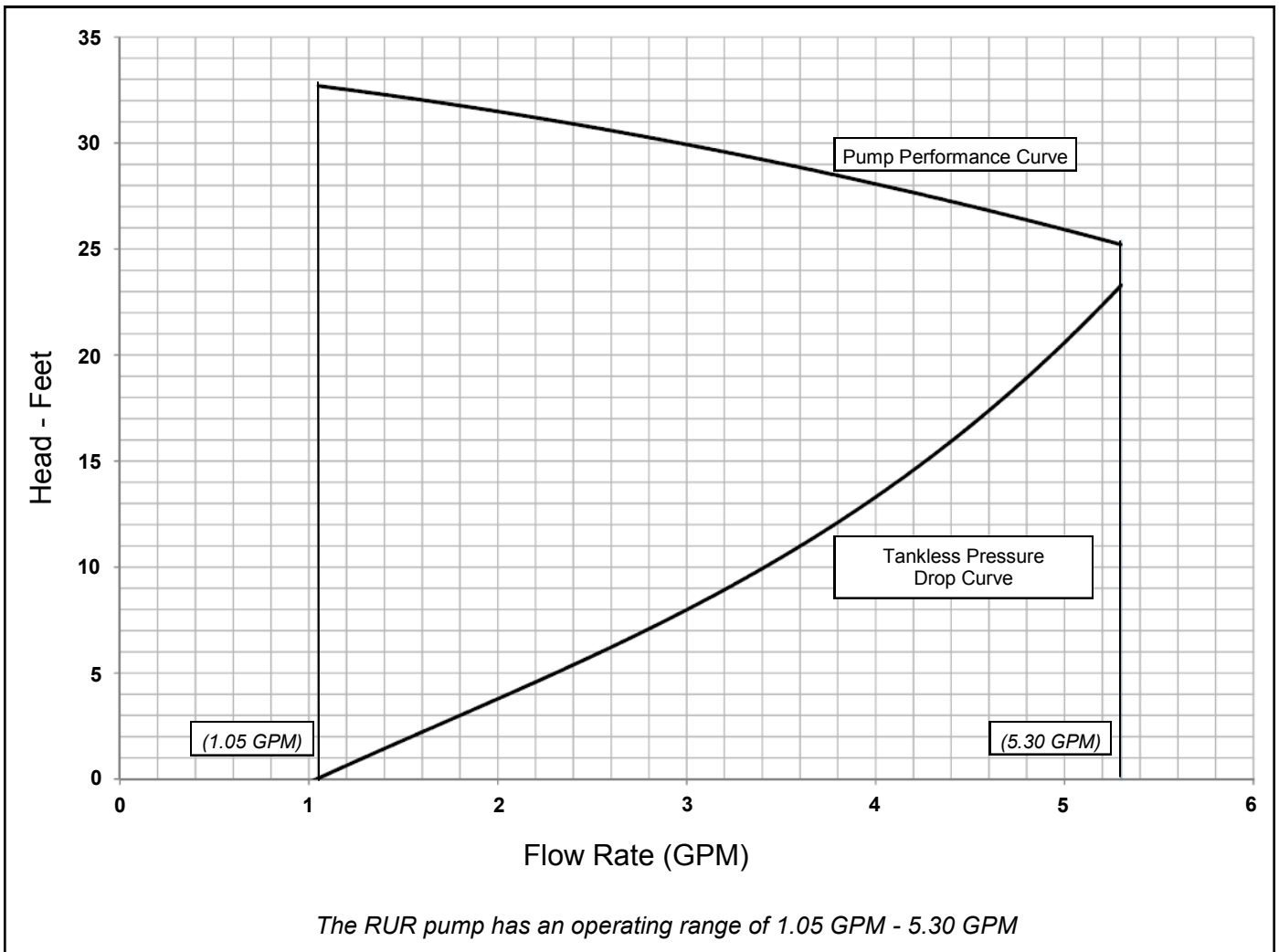
- 400 equivalent feet for 3/4" pipe diameter
- 100 equivalent feet for 1/2" pipe diameter

Take equivalent elbow lengths into consideration when calculating pipe length.

For dedicated return lines: Total length includes both hot water supply and dedicated return lines.

Cross-over mode: Total length includes both hot water supply and cold water piping length from the tankless water heater to the thermal bypass valve. Cross-over mode requires the use of a thermal bypass valve (included).

RUR Pump Performance and Unit Pressure Drop Curves



Rinnai is continually updating and improving products; therefore, specifications are subject to change without prior notice. Local, state, provincial and federal codes must be adhered to prior to installation.